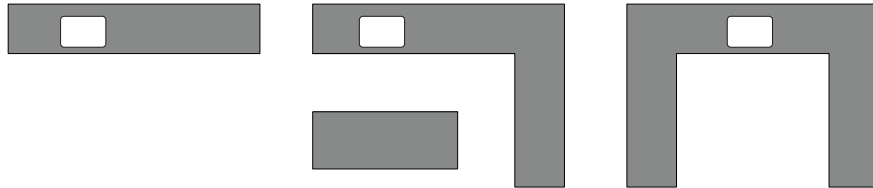


Viola Park Countertop Technical Guide

Planning

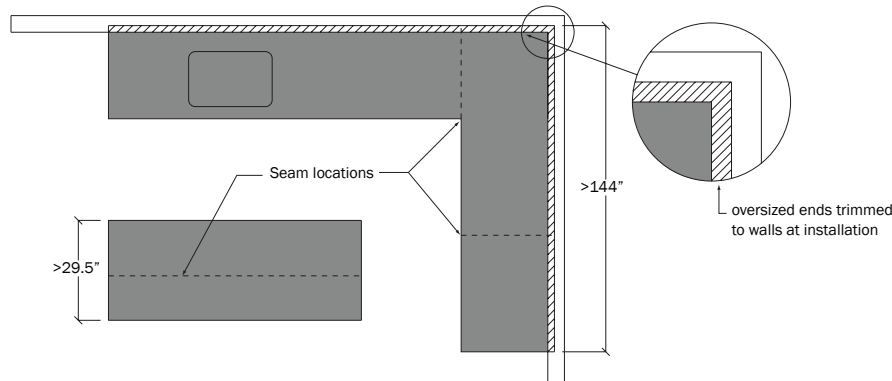


Viola Park countertop layouts are engineered based on the specifics of your kitchen layout.

Parts are configured to minimize installation labor.

Undermount sink openings, drainboards, and bar overhangs can be added to the package. Backstops are included.

Fitting



Viola Park countertops minimize the installation work required for final fitting. All parts are presized and prefinished except where they are oversized when meeting an architectural feature.

Trimming where counter meets architecture:

Parts are supplied oversized by 2" at each edge meeting a wall or architectural feature. During installation this edge will be trimmed to the wall's profile by your installer using standard woodworking tools.

Seaming:

At corners and straight runs over 144" long or over 29.5" wide, two parts are seamed together using supplied glue. Premilled joinery at these seams allow parts to be aligned easily. Properly executed seams are impermeable and only minimally visible.

Finishing

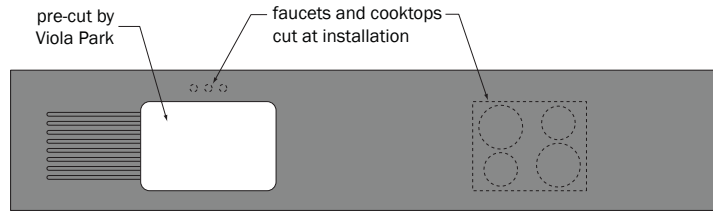
Countertops come pre-sanded and finished on all exposed surfaces. Corian and LG may require light sanding at seams. Following installation, a single coat of oil on Paperstone preserves the finish and protects the surface for use.

Outer corners are machined with a 1/4" radius and edges have a 1/16" bevel.

Paperstone requires its finish to be maintained with an applied oil periodically. Corian and LG Solid Surfaces are maintenance free under normal use. Surface scratches on any surfaces can be removed with gentle sanding following the included care instructions.

Viola Park Countertop Technical Guide

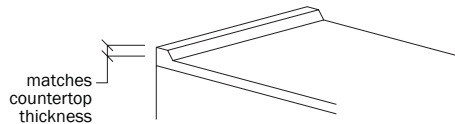
Appliances



Openings for cooktops and faucets are typically covered by the trim of the appliance. This allows them to be located and easily cut during installation, by the installer, without sanding or finishing.

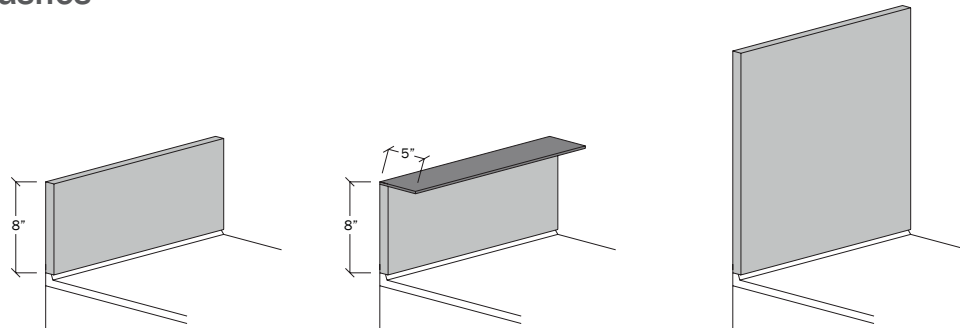
Undermounted sink cutouts for Franke, Blanco, Julien, and Elkay sinks are machined by Viola Park and arrive ready for install.

Backstop



Backstops are included with all countertops to provide protection at the wall/countertop intersection. They also insure a tight fit with the wall without requiring a perfect scribe of the countertop, and a low, minimal design profile.

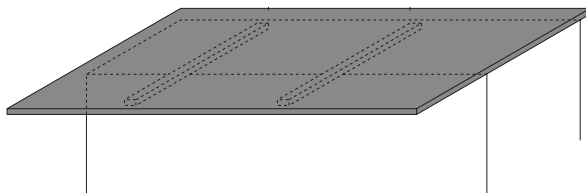
Backsplashes



Backsplashes are supplied in three variations to match the countertop surface.

The shallow steel shelf shown in the middle diagram is available for 3/4" Paperstone only.

Bar Overhangs



3/4" and 1" Paperstone can be used to create an up to 15" deep seating overhang without additional support.

Corian and LG's maximum unsupported span is 4". To allow for bar seating, we provide concealed steel supports which project from the cabinetry to support overhangs up to 12" deep.